

**D1 TREE PROTECTION FENCING**  
**02 Scale 1:50**

**TREE PROTECTION FENCING - BS 5837:2012 Trees in relation to design, demolition and construction**

All tree protection works to be in accordance with BS 5837:2012 and approved by Contract Administrator / Project Arborist / Landscape Architect.

All trees to be retained on site are to be protected by effective fencing defining the Construction Exclusion Zone (CEZ). The fencing excludes construction activities from the Root Protection Area (RPA) which contains sufficient rooting volume to ensure the survival of the tree.


Fencing is to be installed before any materials or machinery are brought onto the site and before any demolition or development commences.

Once erected, fencing is to be regarded as sacrosanct, and should not be removed or altered without the prior consultation with the consulting Arborist or Landscape Architect.

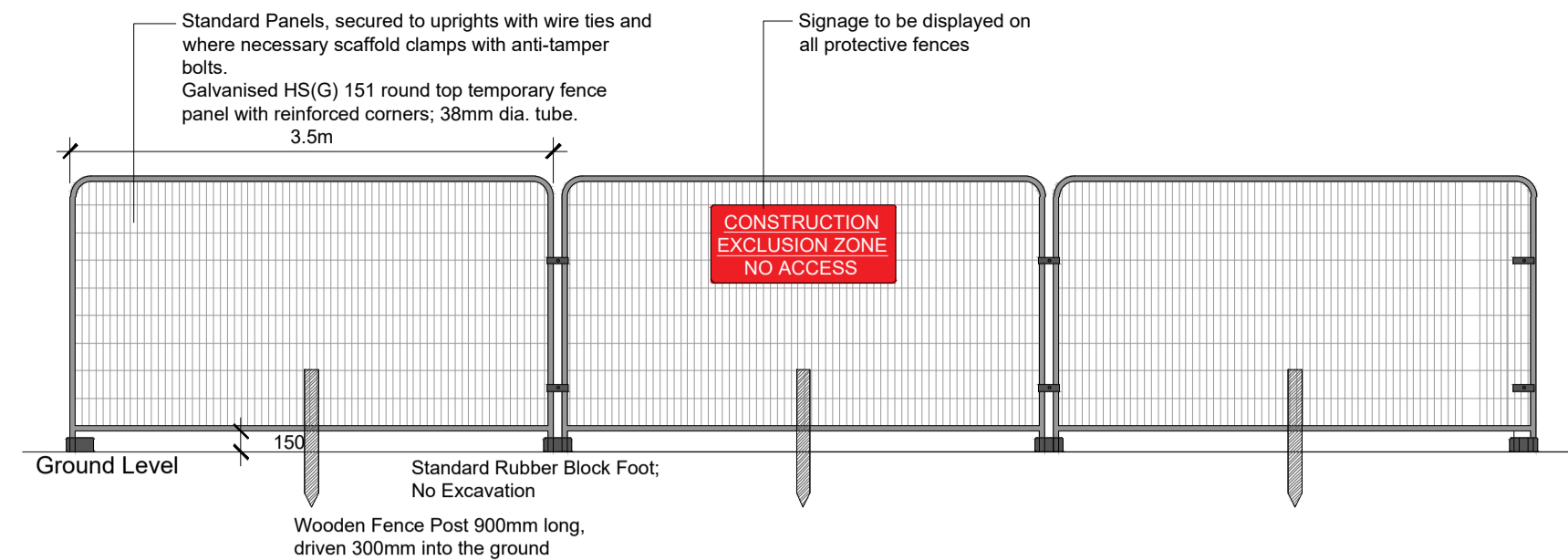
No access is to be permitted for workers to areas behind fencing line (except for specific works such as construction of no-dig paths or planting or with written authorisation from Contract Administrator / Project Arborist / Landscape Architect), no works may be carried out in this area, no materials, machinery, tools, soil or other objects can be stored here and absolutely no excavation may be carried out.

Protective fencing should consist of galvanised steel mesh panels in accordance with drawing (right) comprising a vertical and horizontal framework, staked in place and braced to resist impacts.

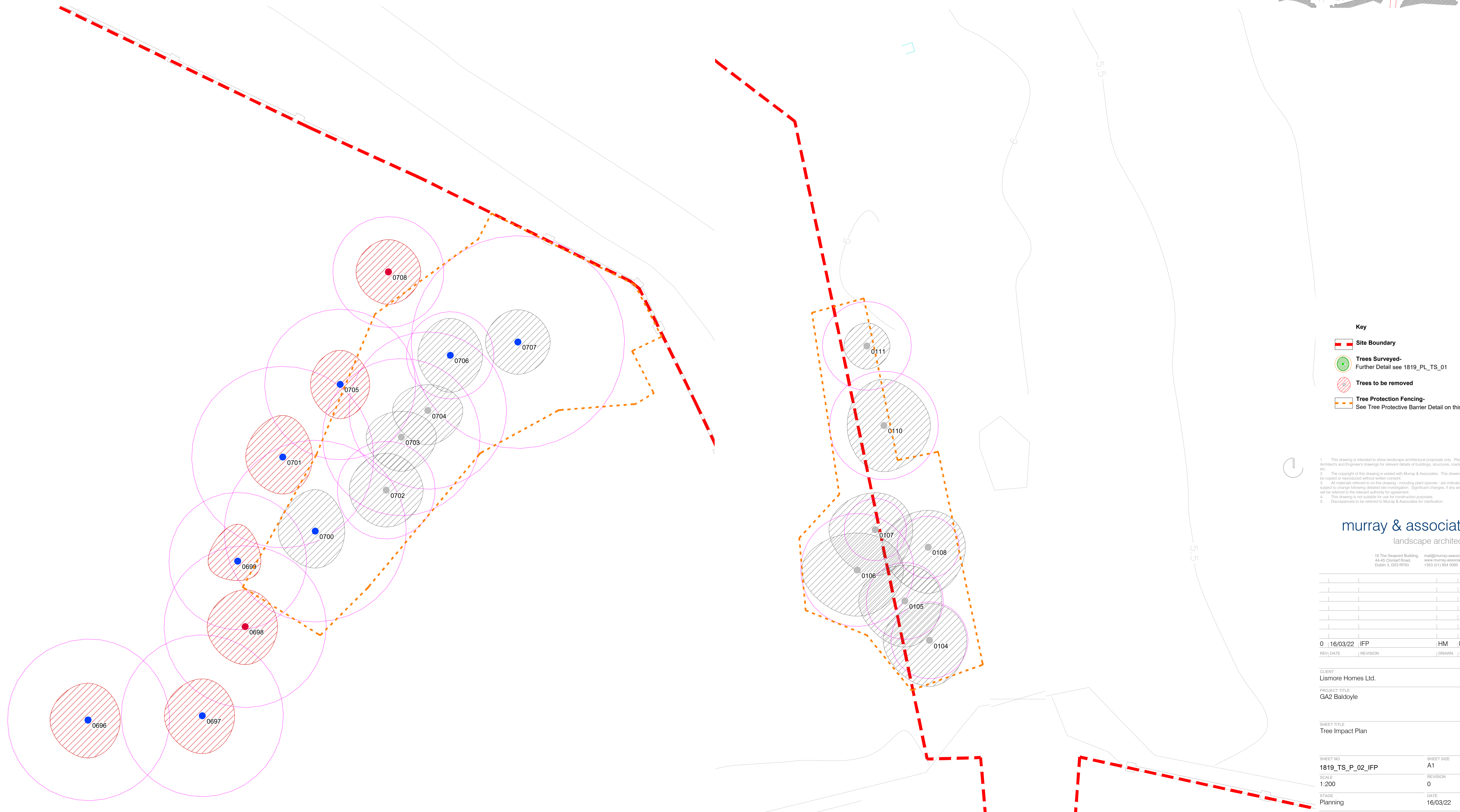
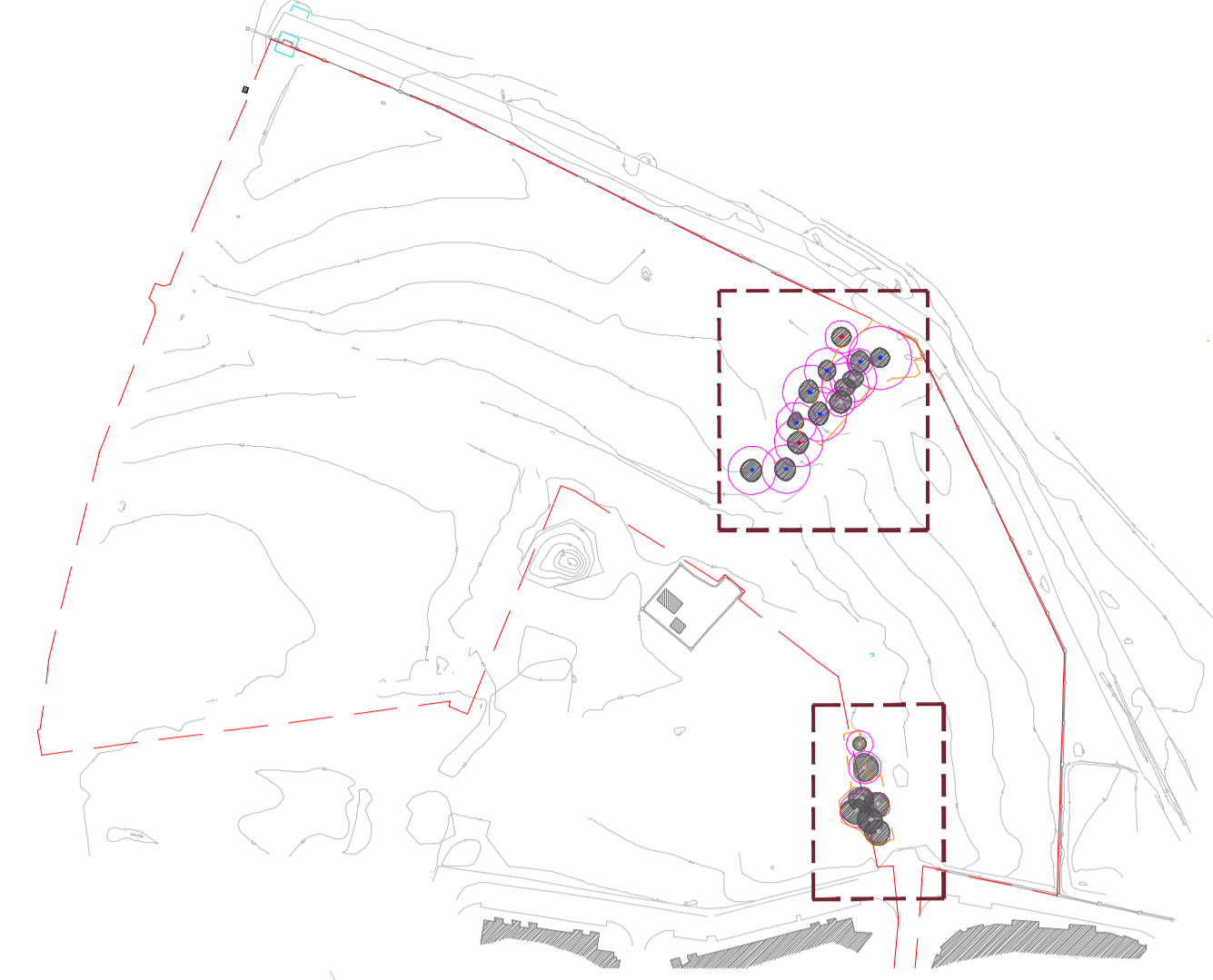
Notices should be erected on the fence with following wording:  
**CONSTRUCTION EXCLUSION ZONE: NO ACCESS**



**TREE PROTECTIVE BARRIER - BS 5837:2012 TREES IN RELATION TO CONSTRUCTION**  
**Item Nos. 4.6 Root Protection Area**



**TREE PROTECTIVE BARRIER - BS 5837:2012 TREES IN RELATION TO CONSTRUCTION**  
**Item Nos. 6.2 Technical Design and 7 Demolition and construction in proximity to existing trees**



- Key**
- Site Boundary
  - Trees Surveyed- Further Detail see 1819\_PL\_TS\_01
  - Trees to be removed
  - Tree Protection Fencing- See Tree Protective Barrier Detail on this Sheet

1. This drawing is intended to show landscape architectural proposals only. Please refer to Architects and Engineer's drawings for relevant details of buildings, structures, roads, parking, etc.
2. The copyright of this drawing is vested with Murray & Associates. This drawing may not be copied or reproduced without written consent.
3. All materials referred to on this drawing, including plant species, are indicative and subject to change following detailed site investigation. Significant changes, if any are required, will be referred to the relevant authority for agreement.
4. This drawing is not suitable for use for construction purposes.
5. Discrepancies to be referred to Murray & Associates for clarification.

**murray & associates**  
 landscape architecture

16 The Seapoint Building, mail@murray-associates.com  
 44-45 Connaught Road, www.murray-associates.com  
 Dublin 3, D03 RFE3 +353 (0)1 854 0500

REV	DATE	REVISION	DRAWN	CHECKED

0 16/03/22 IFP HM MB  
 REV/DATE REVISION DRAWN CHECKED

CLIENT  
 Lismore Homes Ltd.  
 PROJECT TITLE  
 GA2 Baldoyle

SHEET TITLE  
 Tree Impact Plan

SHEET NO.  
 1819\_TS\_P\_02\_IFP  
 SCALE  
 1:200  
 STAGE  
 Planning

SHEET SIZE  
 A1  
 REVISION  
 0  
 DATE  
 16/03/22